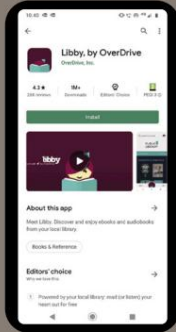


# DIGITAL LIBRARY: STEP-BY-STEP GUIDE TO SETUP

## 1 Install Libby App

Install the Libby app from your app store



## 2 Open the app

Open the app and click on "Not Yet" to search for the library.



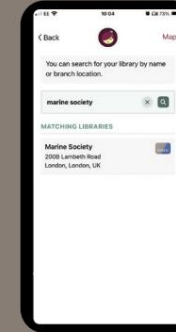
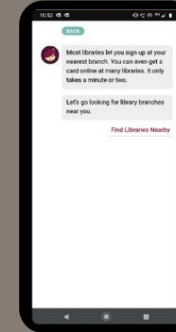
## 3 Find the Library

Find Libraries Nearby

Click on 'No, I will Search for a Library'

Add a library by typing 'Marine Society' in the search bar

Confirm the library by clicking on it again, the address of the library should be London.



## 4 Sign Up

Click on 'Use My Phone Number'

Enter your mobile number and you will receive a security code.



## 5 Verification

Enter your security code



## 6 Enter your credentials

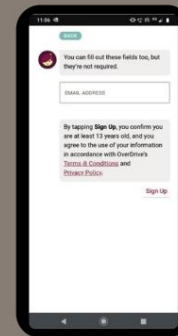
Enter your information as prompted. You'll need your name and campaign code (MNWBaut26) as supplied by your port.



## 7 Confirm your library card

There is no need to enter your email address.

Click 'Sign Up' if you are happy with the Terms and Conditions and Privacy Policy.



## 8 Receive your library card

Click 'Next'



## 9 Borrow books

You are now ready to borrow books.

Search and enjoy!

