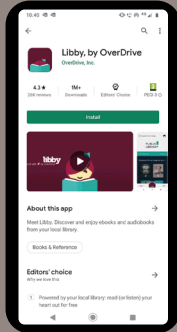


DIGITAL LIBRARY: YOUR STEP BY STEP GUIDE TO SETTING UP

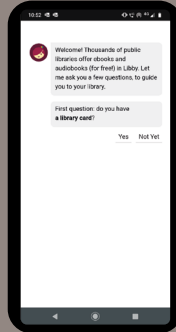
1 Install Libby app

Install the Libby app from your app store.



2 Open the app

Open the app and click on 'Not Yet' to search for the library.



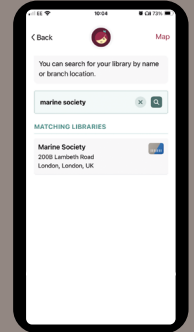

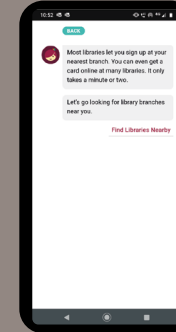
3 Find your library

Find Libraries Nearby

Click on 'No, I will Search For a Library'

Add a library by typing 'Marine Society' in the search bar.

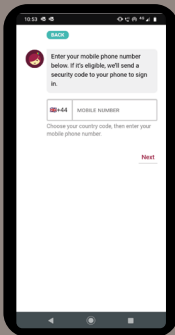
Confirm the library by clicking on it again, the address of the library should be London.



4 Sign up

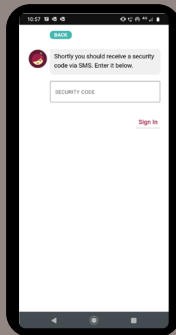
Click on 'Use My Phone Number'.

Enter your mobile number and you will receive a security code.



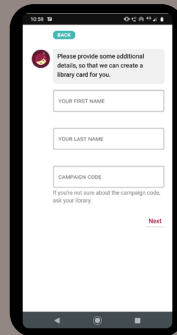
5 Verification

Enter your security code.



6 Enter your credentials

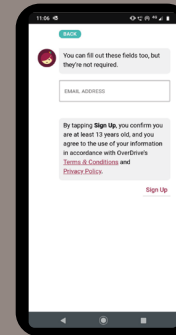
Enter your information as prompted. You'll need your name and campaign code.



7 Confirm your library card

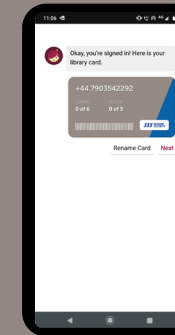
There is no need to enter your email address.

Click 'Sign Up' if you are happy with the Terms and Conditions and Privacy Policy.



8 Receive your library card

Click 'Next'.



9 Borrow books

You are now ready to borrow books.

Search and enjoy!

